

UHPTLCC-02: Benchtop UHP-T-LED Controllers



UHPTLCC-02

UHPTLCC-02-USB

UHPTLCC-02-STBL

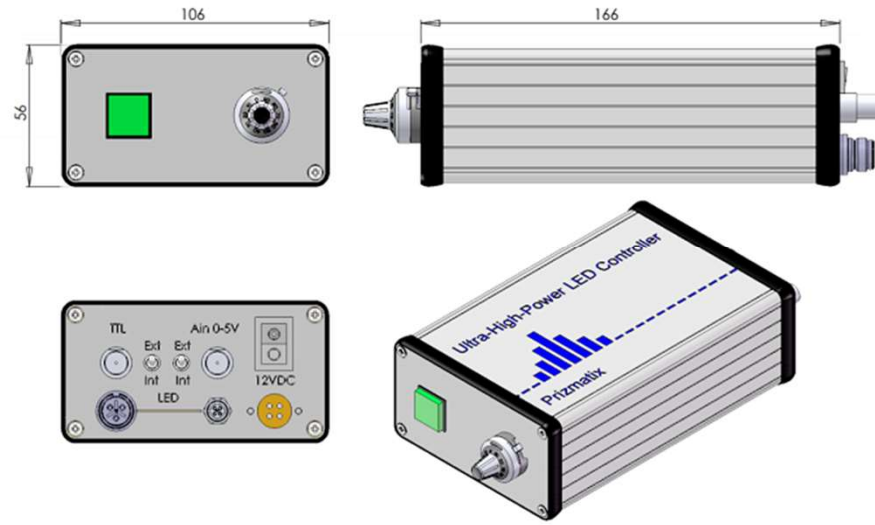
UHPTLCC-02	UHPTLCC -02-USB	UHPTLCC-02-STBL
<p>Basic: Analog LED controller for basic control functions.</p>	<p>USB Computer Interface: Digital LED controller enabling control from computer via USB and power monitoring by digital photodiode.</p>	<p>Stabilized: Digital controller with power stabilization by photodiode and PID algorithm.</p>

General Specifications


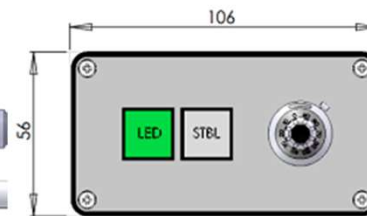

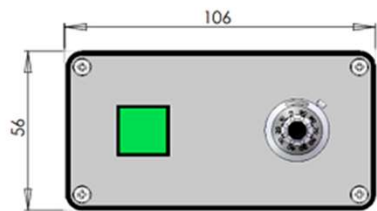
Operation temperature range	°C	10-35
Storage temperature range	°C	-65
Operative relative humidity (Non-condensing)	%	<90
UHPTLCC-02 dimensions		See drawing below
UHPTLCC-02 weight	g	430
Power Adaptor Dimensions (LxWxH)	mm	167 x 67 x 35
Power Adaptor Safety		

Drawings



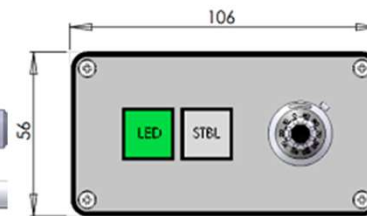
UHPTLCC-02: Analog LED Controller



UHPTLCC-02-USB: Digital LED Controller



UHPTLCC-02-STBL: Digital LED Controller with Power Stabilization



Features

	UHPTLCC-02	UHPTLCC-02-USB	UHPTLCC-02-STBL
LED Power Control			
10 turn potentiometer with dial and latch			
Analog Circuitry		X	X
Digital 12Bit DAC (4096 steps)	X		
Computer Control, on/off & power level	X		
Logging and plotting of digital photodiode measurements	X		
PC software control by 3rd party software (Matlab, uManager, LabVIEW) ASCII Terminal Commands	X		
Application programming interface (API) for LabVIEW, MATLAB, Python, VB, C++ and others are available	X		
Reference Photodiode (on LED head)	X	Optional	Required
Control Inputs			
	UHPTLCC-02	UHPTLCC-02-USB	UHPTLCC-02-STBL
Opto Isolated TTL Input Light On/Off Control			
Opto Isolated Analog Input Light intensity Control (0-5V)		X	X
	USB Input (Type B)	X	
Reference Photodiode input	X		
	LED Power Stabilization	X	X
Ultra-Low-Noise Option			Not in stabilized mode

Remarks:

(1) Optically Isolated TTL input levels are:

- LED On: 3.0V to 5.0V
- LED Off: below 1V

(2) Analog Input (0 to +5V) can be useful for LED power control from external DAC such as NI-USB-6001.