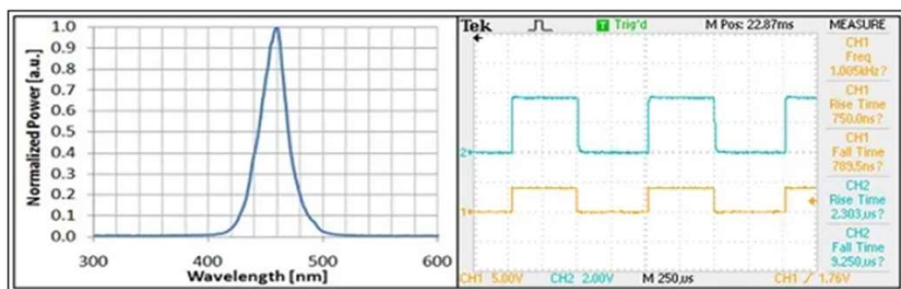
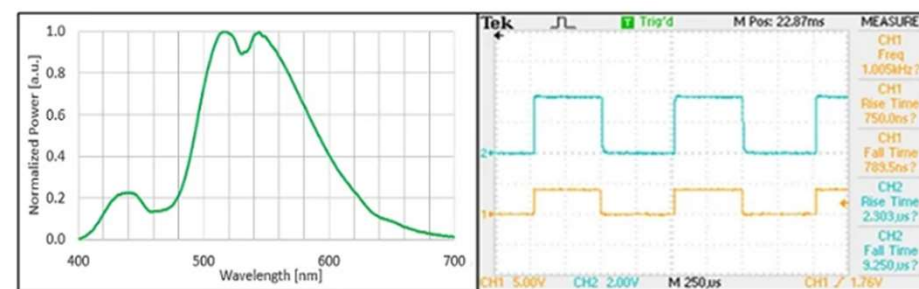


Optogenetics LEDs

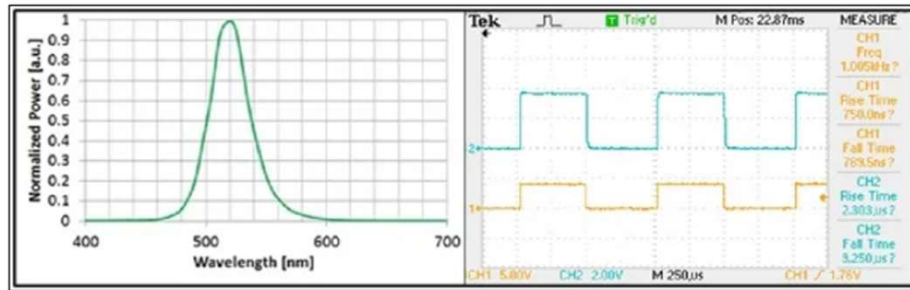
型番		Optogenetics-LED-Violet	Optogenetics-LED-Blue	Optogenetics-LED-Lime-Green	Optogenetics-LED-Green	Optogenetics-LED-Yellow	Optogenetics-LED-Orange-Red	Optogenetics-LED-Deep-Red	Optogenetics-LED-NIR-820	
波長	nm	405	460	スペクトルグラフ参照	520	595	625	655	820	
ピーク波長レンジ	nm	402-412	450-465	スペクトルグラフ参照	520±7	595±7	625±7	655±7	820±10	
半値幅	nm	27	27	~90	40	73	22	~25	~34	
コア径/NA別ファイバ端出	200µm NA0.66 fiber (1m)	mW	> 18	> 23	> 36	> 9	> 4	> 17	> 7	> 7
	250µm NA0.66 fiber (1m)		> 24	> 34	> 60	> 13	> 6	> 28	> 10	> 10
	500µm NA0.63 fiber (1m)		> 120	> 125	> 180	> 50	> 25	> 90	> 40	> 45
	1000µm NA0.63 fiber (1m)		> 480	550	> 700	> 230	> 100	> 300	> 160	> 160
	1500µm NA0.63 fiber (1m)		-	1000	> 1250	-	-	-	-	-
カニューラ径別出力 (※)	200µm cannula	mW	> 12	> 12	> 15	> 5.5	> 2.5	> 8	> 4	> 4
	250µm cannula		> 18	> 20	> 25	> 8.5	> 4.5	> 12	> 6	> 6.5
	500µm cannula		> 66	> 80	> 100	> 32	> 13	> 50	> 20	> 20
	Irradiance from 200µm cannula	mW/cm2	> 380	> 380	> 470	> 170	> 80	> 250	> 120	> 120
※ LED光源 → ファイバー → ロータリージョイント → ファイバー+カニューラの接続時										
該当Opsin例			ChR1, ChR2	Arch	Arch	NpHR, eNpHR3.0	Jaws, Jaws-ER2			



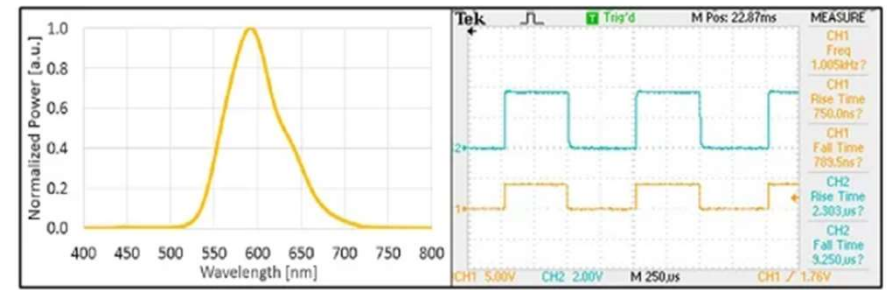
[Left]: Optogenetics-LED-Blue
 [Right]: Optogenetics-LED-Blue Rise/Fall Time. Ch1 - TTL input , Ch2 Photodiode measurement



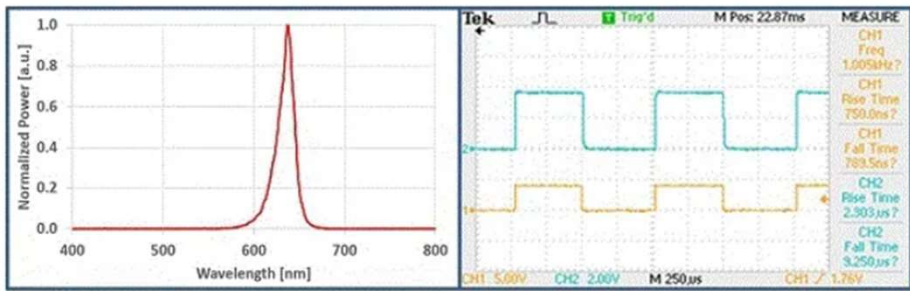
[Left]: ;Optogenetics-LED-Lime-Green spectrum
 [Right]: Optogenetics-LED-Lime-Green Rise/Fall Time.. Ch1 - TTL input , Ch2 Photodiode measurement.



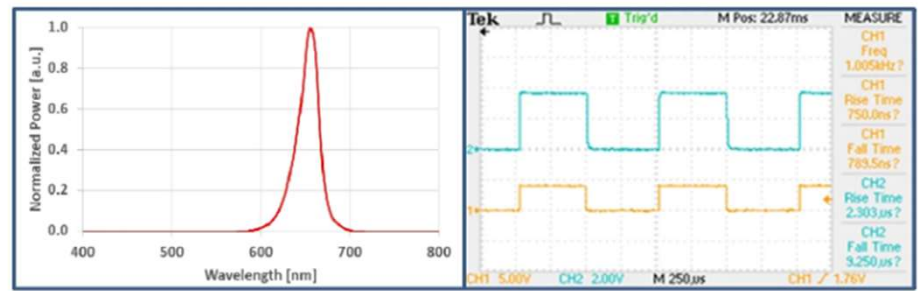
[Left]: Optogenetics-LED-520 spectrum
 [Right]: Optogenetics-LED-520 Rise/Fall Time. Ch1 - TTL input , Ch2 Photodiode measurement.



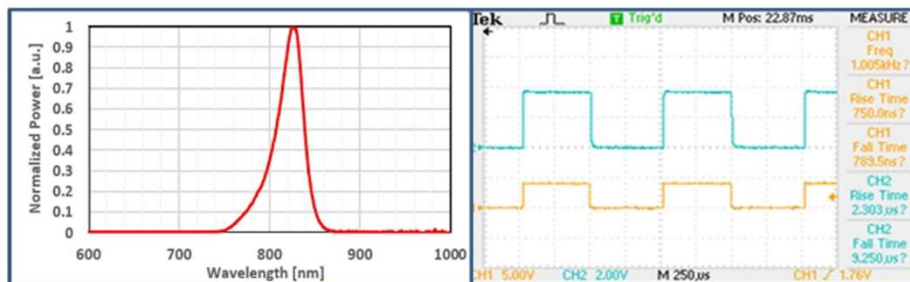
[Left]: Optogenetics-LED-Yellow spectrum
 [Right]: Optogenetics-LED-Yellow Rise/Fall Time. Ch1 - TTL input , Ch2 Photodiode measurement.



[Left]: Optogenetics-LED-Orange-Red spectrum
 [Right]: Optogenetics-LED-Orange-Red Rise/Fall Time. Ch1 - TTL input , Ch2 Photodiode measurement.



[Left]: Optogenetics-LED-Deep-Red spectrum
 [Right]: Optogenetics-LED-Deep-Red Rise/Fall Time. Ch1 - TTL input , Ch2 Photodiode measurement.



[Left]: Optogenetics-LED-IR-820 spectrum
 [Right]: Optogenetics-LED-IR-820 Rise/Fall Time. Ch1 - TTL input , Ch2 Photodiode measurement.